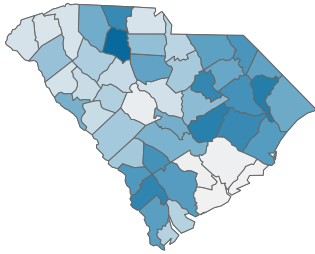


### COVID-19 in South Carolina

As of 11:59 PM on 7/10/2021

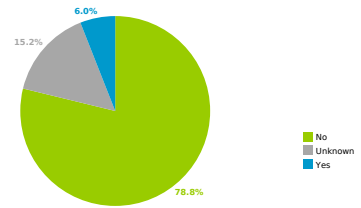
Percent of COVID-19 Cases Ever Hospitalized, by County



### COVID-19 Hospitalizations

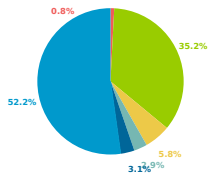
23,637

Hospitalization Status at time of Case Investigation



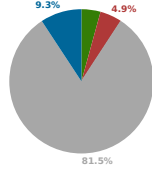
County Displayed: **South Carolina** | Dates Displayed: 3/4/2020 to 7/10/2021  
*Note: Data is suppressed for fewer than 5 cases*

Hospitalizations by Race



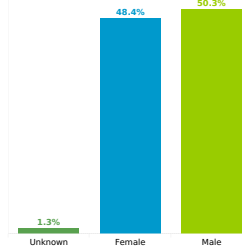
Black | White | Other  
Asian/Alaskan/Hawaiian  
Unknown | Under Investigation

Hospitalizations by Ethnicity

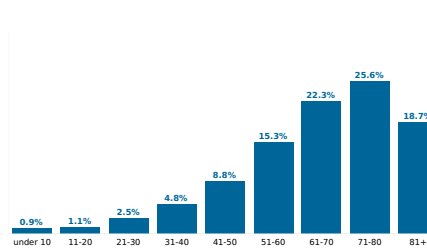


Hispanic or Latino  
Not Hispanic or Latino  
Unknown  
Under Investigation

Hospitalizations by Sex



Reported COVID-19 Cases, by Age Group & Age Related Information



Minimum Age **0.0 years**

Median Age **68.0 years**

Max Age **106.0 years**

Average Age **65.3 years**